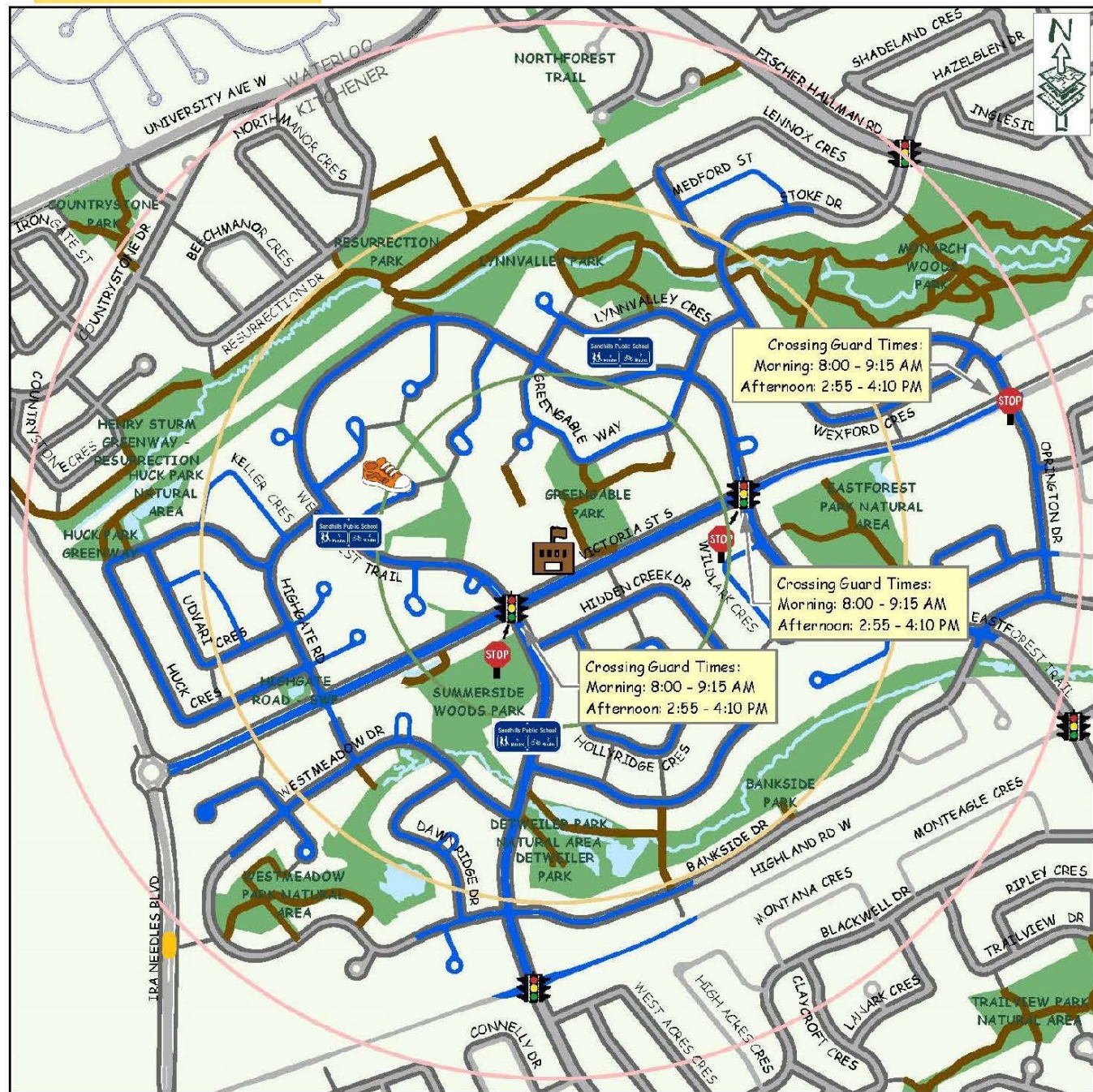
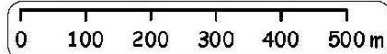




DRIVE TO 5 and avoid school traffic! Start parking at one of the points indicated by these signs where there is plenty of legal parking just a 5 minute walk away from school.




SANDHILLS PUBLIC SCHOOL



Legend

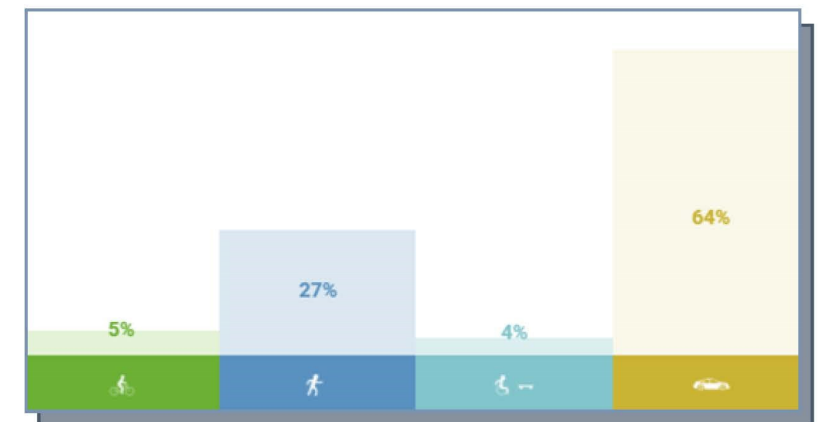
Your School	Pedestrian Refuge Island	Main Trails	Walk Clock 5 minutes to school 10 minutes to school 15 minutes to school
Traffic Lights	Other streets	Other trails	
Adult Crossing Guard	Streets within a 1 km walk of your school	Sidewalks	
Student Safety Patrol	Surface Water	Sidewalk	
Pedestrian Signal	Parks	Walkway	
		Trail Link	



TRAFFIC SAFETY at Sandhills PS

HOW WE GET TO SCHOOL

Recent classroom surveys show how our older students travel to Sandhills Public School and are an indication of why we have dangerous congestion around the school. Our parking lot and closest streets cannot handle this bulk of traffic. Driving near the school requires extreme caution and special attention to students on foot.



WHY WRDSB PREFERS ACTIVE TRANSPORTATION



Our school boards support active transportation as the preferred method of transportation to school. The daily active commute can contribute to better focus in the classroom, greater test scores, and increased physical and mental health. It's also environmentally sustainable and a great way to meet new friends!

WALKING SCHOOL BUSES AND TRAILBLAZERS



Sandhills PS supports Walking School Bus and Trailblazer programs that increase the safety and fun of walking to school by intensifying visibility and allowing students to walk with other children. These systems work to foster gradual independence through age-appropriate supervision, support, and road safety education. Please ask how you can be involved by contacting the school office.

DRIVER EXPECTATIONS





- 🚗 Do not enter the parking lot during student drop off or pick up times.
- 🚗 **Do not block driveways or trail entrances** when dropping off children.
- 🚗 **Never stop in a No Stopping zone.**
- 🚗 **Remain in your car** in a **No Parking zone**; do not use a No Parking zone if your child needs assistance.
- 🚗 Don't use driveways to turn around; drive around the block.
- 🚗 Fire hydrants must be accessible to emergency vehicles at ALL times.
- 🚗 Obey posted **speed limits**.
- 🚗 Check for children walking on the sidewalk before pulling out of your driveway.
- 🚗 **STOP** for the stop arm and flashing lights on school buses. **Fine = \$400 to \$2,000 and six demerits.**
- 🚗 High snowbanks reduce visibility; **watch for children!**

STUDENT EXPECTATIONS

- 🚶 **Have fun** when you walk or bike to school and practice good road safety everywhere!
- 🚶 Use **sidewalks or trails** around the school.
- 🚶 Never walk across the middle of the street.
- 🚶 Cross the school parking lot with student patrollers.
- 🚶 **Dismount** your bike, scooter or skateboard when you reach school property.

ROAD SIGNS CONTROL TRAFFIC FOR SAFETY - PLEASE OBEY THEM!

If you need to drive your child to or from school, it is crucial that you obey road signs that are designed to control traffic in a safe manner. When we ignore these laws, we put children at great risk.

	<p>You may park in the area between the signs during the times posted. (Used in pairs or groups.)</p>
	<p>Do not park in the area between the signs. This means you may not stop your vehicle except to load or unload passengers or merchandise. (Used in pairs or groups.)</p>
	<p>Do not stop in the area between the signs. This means you may not stop or park your vehicle in this area, even for a moment. (Used in pairs or groups.)</p>
	<p>Remain stopped until pedestrians walk all the way to the other side of the street or to a median if present.</p> <p>This rule is also true when crossing guards are present.</p> 